

T-Leg 600x600



Features

- ABS edge banding
- Optional tote boxes
- Height adjustable frame
- Crossbar for added support

Table Top

- 18mm top

Frame

- Height adjustable
- Adjustable in 50mm increments

Height Range

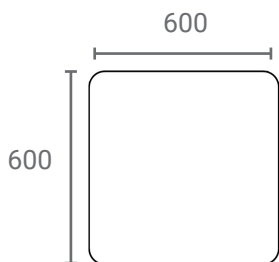
- 470 to 720mmH

Options

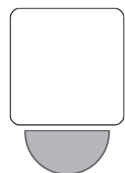
- With or without tote box
- Custom colours available
- Available in 600x1200




Table Dimensions



Configurations



1 x T-Leg 600x600
1 x Seat



4 x T-Leg 600x600
4 x Seats




Shown with i-Sit Chair.

Table Top Colour Options



Arctic White Apple Green Primary Green China Blue Primary Blue Yellow Orange Primary Red Purple Classic Beech



Brushed Silver Diamante Riverstone Custom

Accreditations

**7 YEAR
WARRANTY**

T-Leg 1200x600

Features

- ABS edge banding
- Optional tote boxes
- Height adjustable frame
- Crossbar for added support

Table Top

- 18mm top

Frame

- Height adjustable
- Adjustable in 50mm increments

Height Range

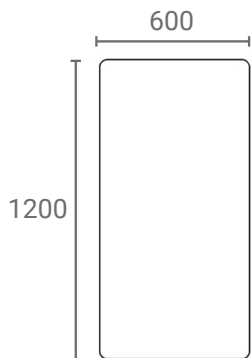
- 470 to 720mmH

Options

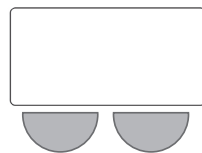
- With or without tote box
- Custom colours available
- Available in 600x600




Table Dimensions



Configurations



1 x T-Leg 1200x600
2 x Seats



2 x T-Leg 1200x600
6 x Seats



Shown with i-Sit Chairs.

Table Top Colour Options



Arctic White



Apple Green




Primary Green



China Blue



Primary Blue



Yellow



Orange



Primary Red



Purple



Classic Beech



Brushed Silver



Diamante



Riverstone



Custom

Accreditations

**7 YEAR
WARRANTY**